

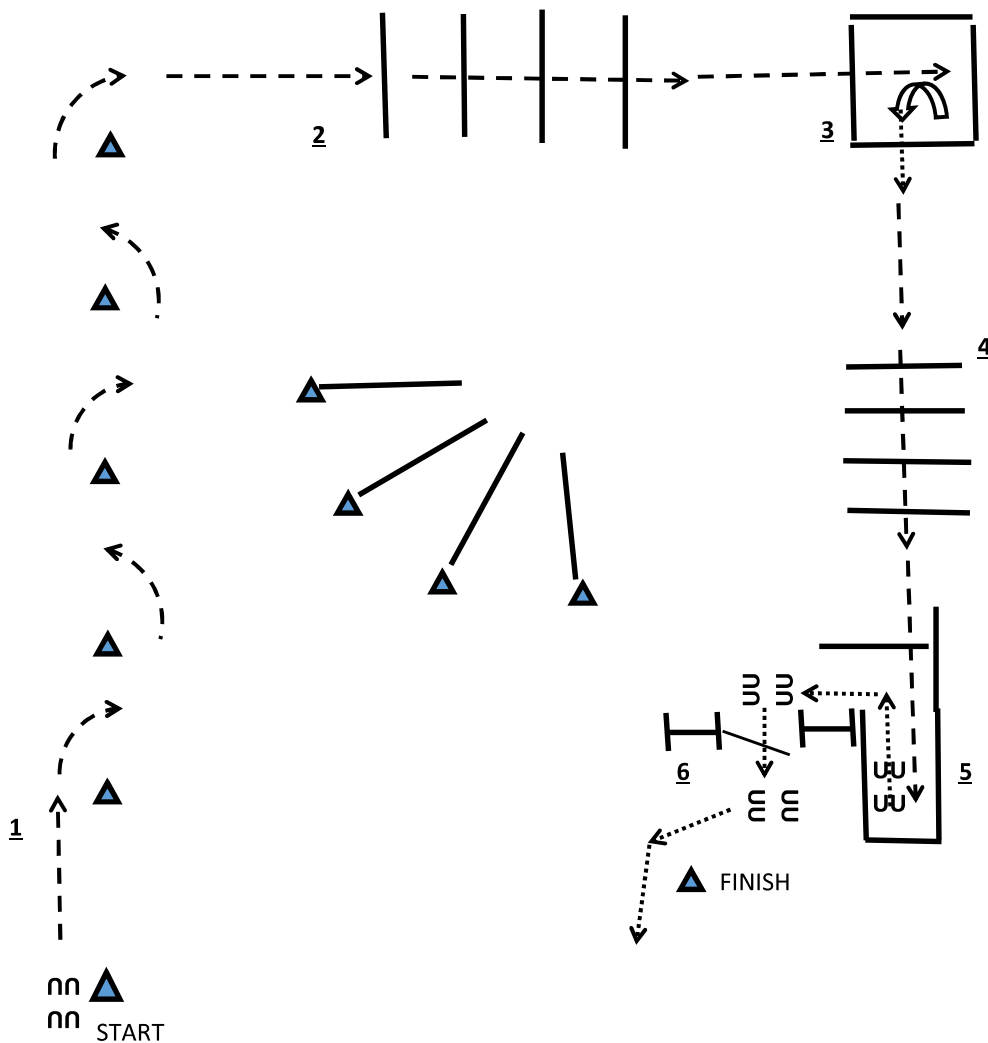
Trail

April 25, 2026

L1 Amateur Walk Trot, L1 Youth Walk Trot

Classes: 1, 2

1. Trot the serpentine.
2. Trot over poles.
3. Trot into the box, stop and turn 3/4 left and walk out.
4. Trot over the poles.
5. Trot into the chute and back the "L".
6. Right hand push gate and walk out to finish the pattern.

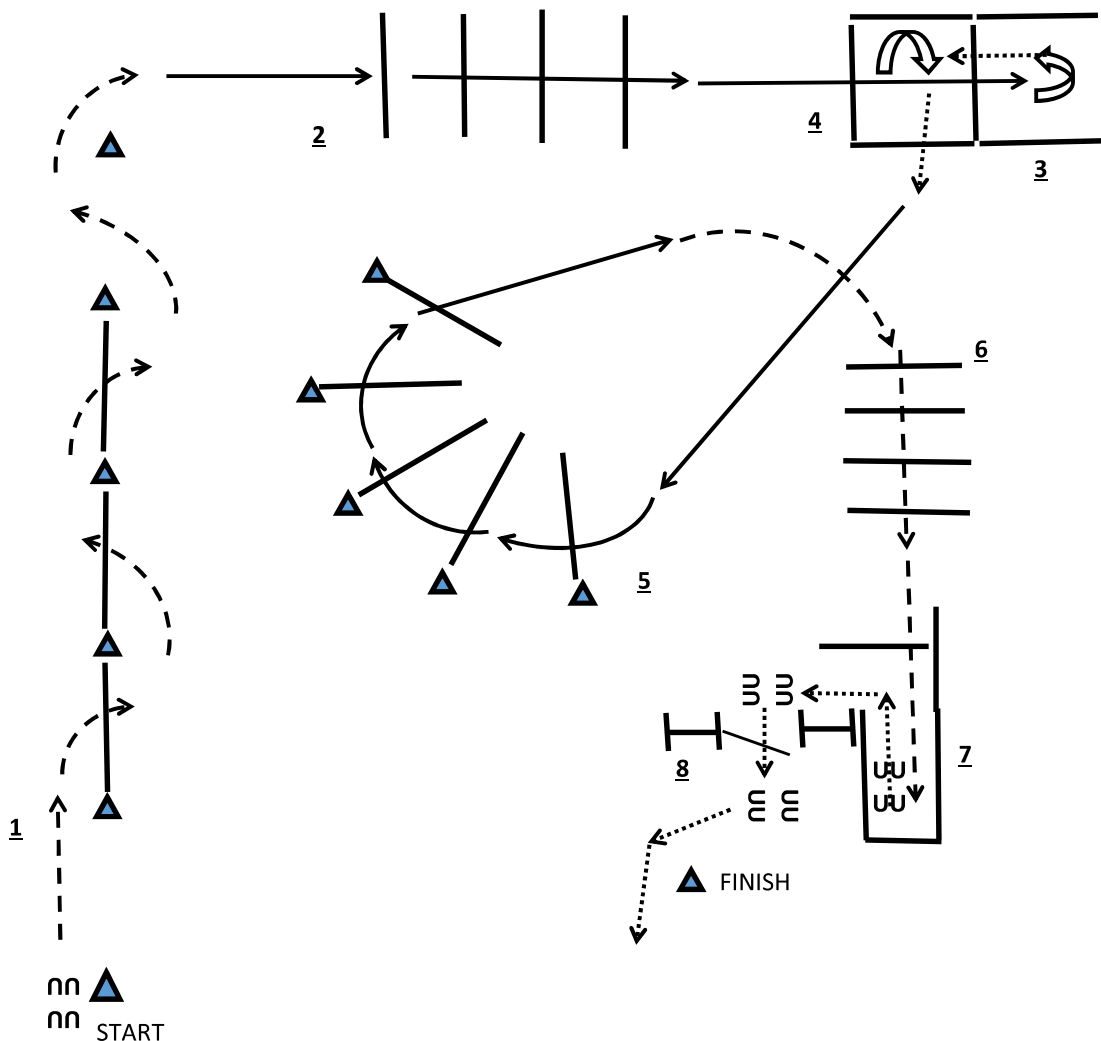


Trail

April 25, 2026

Classes: 9, 10, 11, 12

1. Trot the serpentine over the poles.
2. Lope left lead over poles.
3. Lope into the second box, stop and turn 1/2 left and walk into the first box.
4. Turn 3/4 right and walk out of the box.
5. Lope right lead over the poles.
6. Trot over the poles.
7. Trot into the chute and back the "L".
8. Right hand push gate and walk out to finish the pattern.



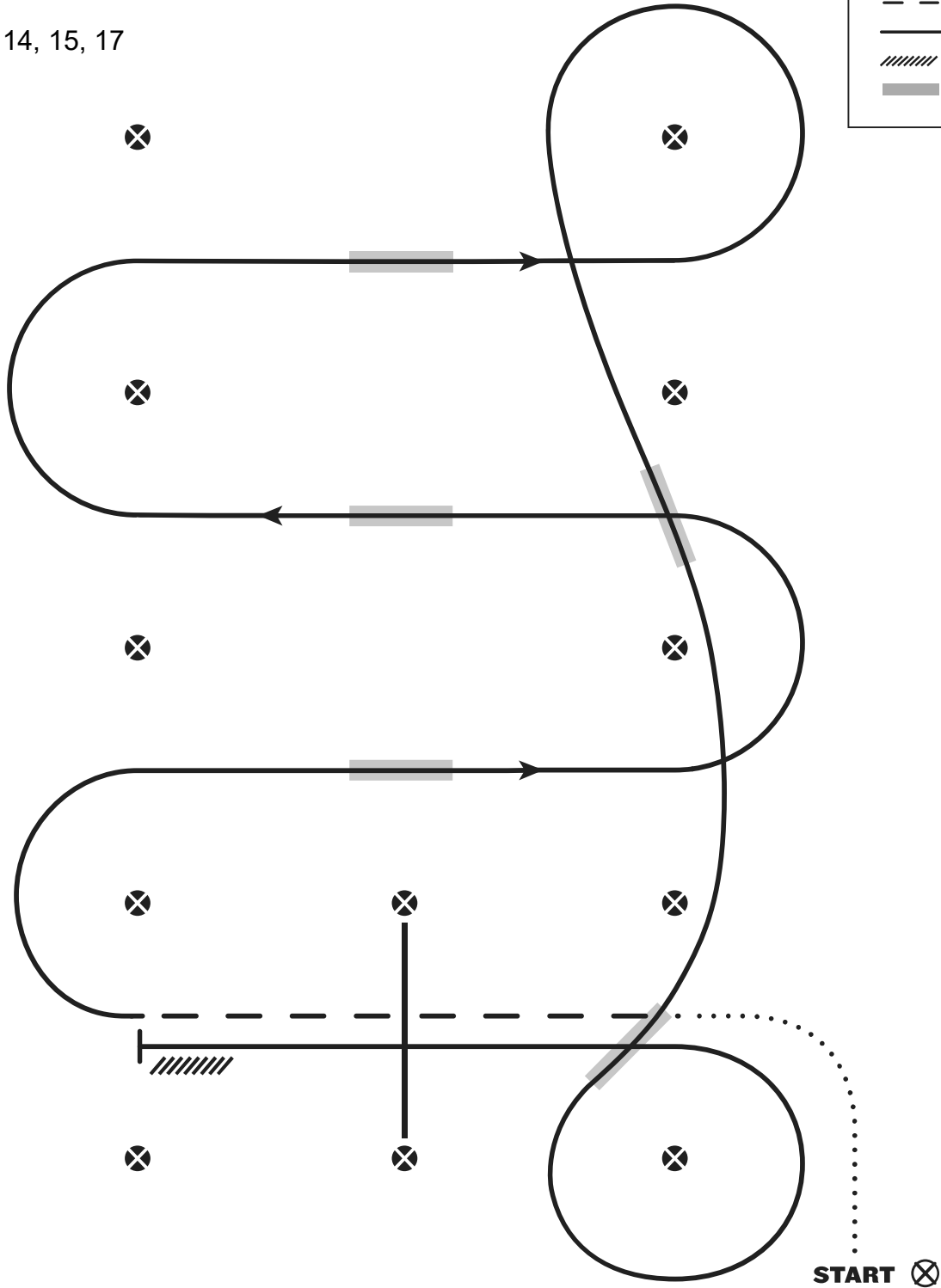
LEVEL I WESTERN RIDING PATTERN 7

April 25, 2026

Classes: 14, 15, 17

LEGEND

.....	Walk
- - -	Jog
————	Lope
//////	Back
■	Lead Changing Area



1. Walk at least 15 feet from start cone to the first marker, as drawn, transition to jog, jog over log.
2. Transition to the lope right lead
3. First crossing change
4. Second crossing change
5. Third crossing change
6. Circle & first line change
7. Second line change & circle
8. Lope over log
9. Stop & back

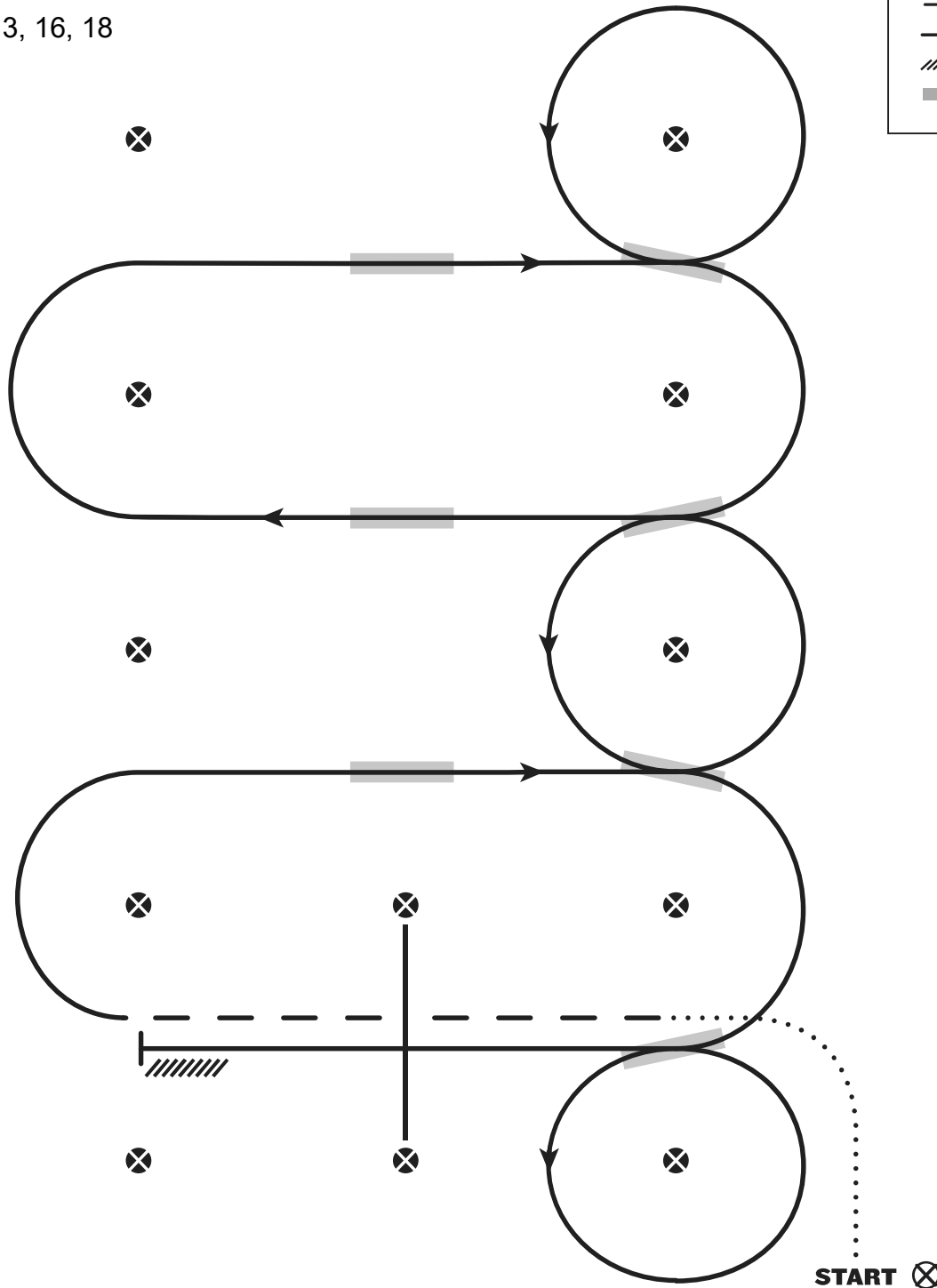
WESTERN RIDING - PATTERN 7

April 25, 2026

Classes: 13, 16, 18

LEGEND

.....	Walk
- - -	Jog
————	Lope
///////	Back
■	Lead Changing Area



1. Walk at least 15 feet from start cone to the first marker, as drawn, transition to jog, jog over log.
2. Transition to the lope right lead
3. First crossing change
4. Second crossing change
5. Third crossing change
6. Circle & first line change
7. Second line change
8. Third line change
9. Fourth line change & circle
10. Lope over log
11. Lope, stop & back

R&J ARENA QUARTER HORSE SHOW

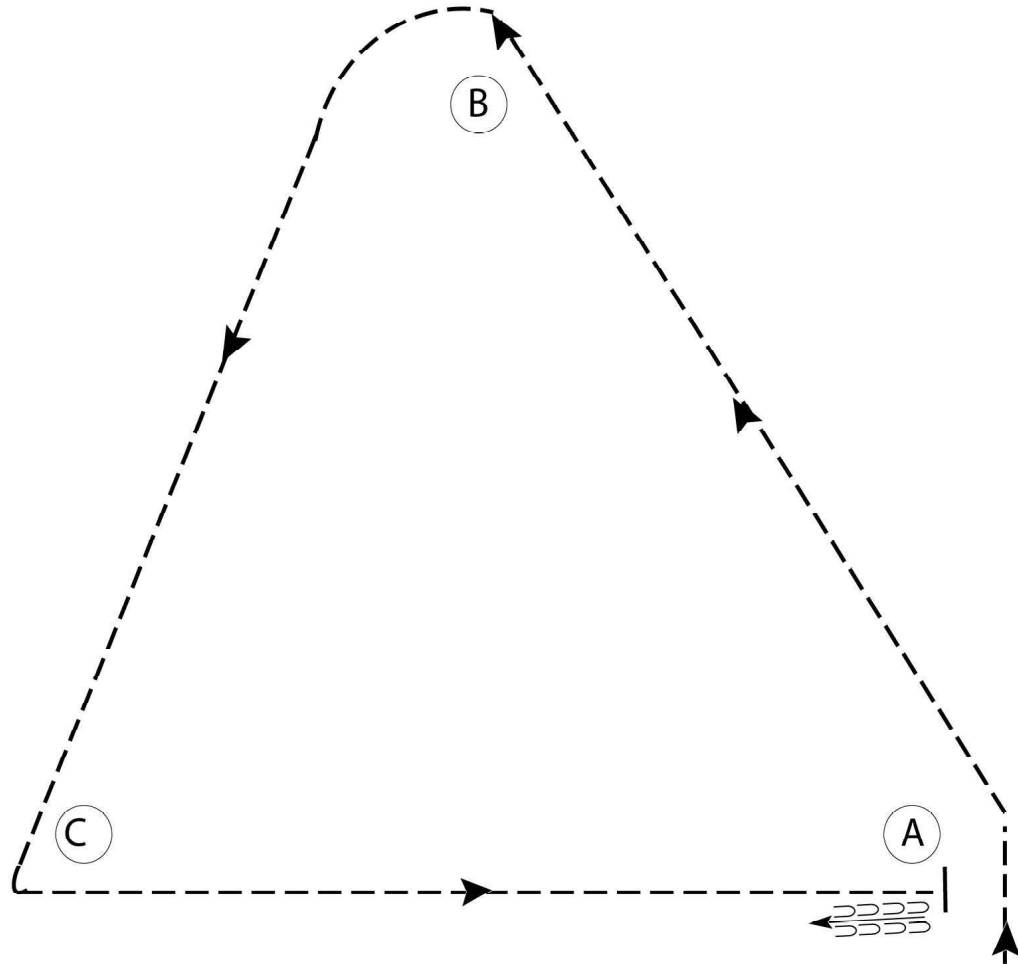
Hunt Seat Equitation (ALL W/T EQUITATION)

Classes: 33, 34

Show Date: APRIL 25-26 2026

www.HorseShowPatterns.com

www.HorseShowPatterns.com



Be ready before A.

1. Sitting trot to A.
2. Trot on the right diagonal from A to B.
3. Sitting trot from B to C.
4. Posting trot on the left diagonal from C to A.
5. Halt at A and back approximately one horse length.
6. Follow the instructions of your ring steward.

Walk	-----
Trot	- - - - -
Extended Trot	- - - - -
Canter	—————
Leg Yield	
Lead/ Diag Change	↖
Back	←←← ←←←
Marker	⊙
Sidepass	←-----→
Hand Gallop	—————

[HSE/WT-54]

Pattern Provided by:

THE JUDGES

R&J ARENA QUARTER HORSE SHOW

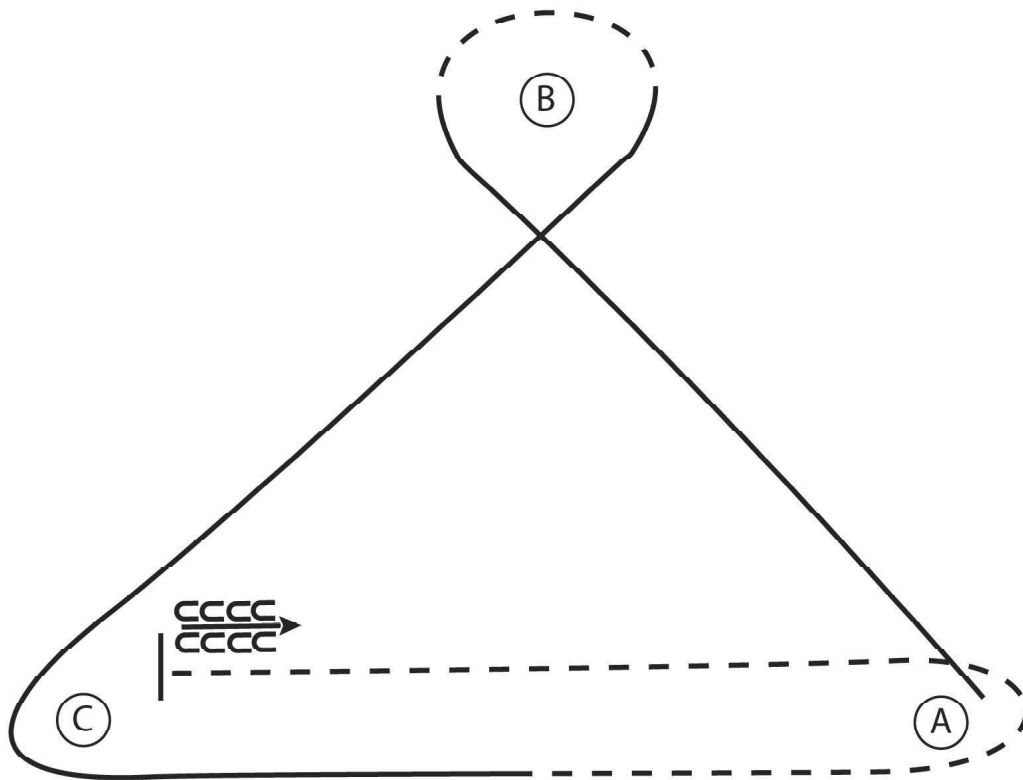
Hunt Seat Equitation (L1 Amt, L1 Youth, Rookie Amt, Rookie Youth)

Classes: 35, 36, 37, 38

Show Date: APRIL 25-26 2026

www.HorseShowPatterns.com

www.HorseShowPatterns.com



1. Canter on the right lead A to B
2. At B posting trot around B
3. At B canter on the left lead to and around C and continue towards A
4. Halfway to A posting trot on the right diagonal to and around A and continue towards C
5. Halfway to C sit the trot
6. Stop at C and back 4 steps

Walk
Trot	-----
Extended Trot	-----
Canter	—————
Leg Yield	
Lead Change	↙↘
Back	← C C C C
Marker	⊙ B
Sidepass	←-----←

[HSE/3-5]

Pattern Provided by:
THE JUDGES

R&J ARENA QUARTER HORSE SHOW

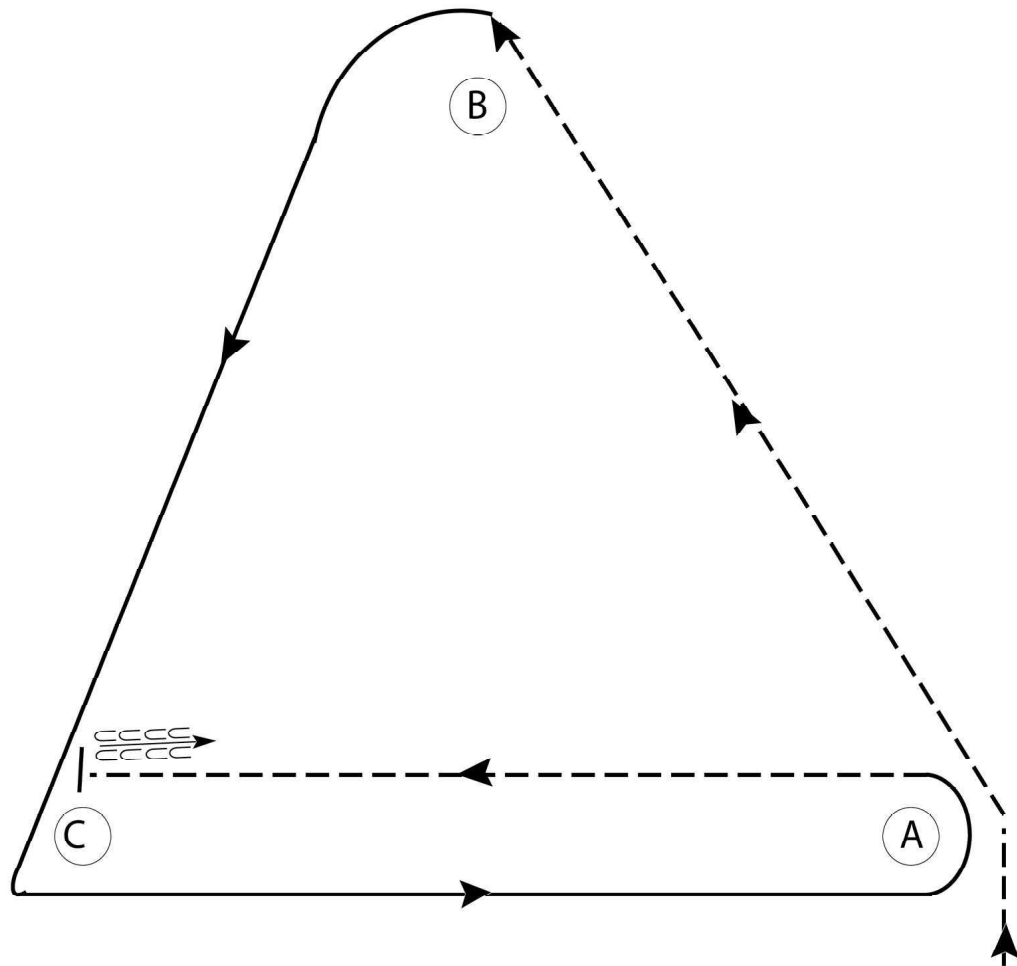
Hunt Seat Equitation (AB, SELECT, AMATEUR, YOUTH)

Classes: 32, 39, 40, 41

Show Date: APRIL 25-26 2026

www.HorseShowPatterns.com

www.HorseShowPatterns.com



Be ready before A.

1. Sitting trot to A.
2. Trot on the right diagonal from A to B.
3. Canter on the left lead from B to and around C and A.
4. Posting trot on the left diagonal from A to C.
5. Halt at C and back approximately one horse length.
6. Follow the instructions of your ring steward.

Walk	-----
Trot	- - - - -
Extended Trot	- - - - -
Canter	=====
Leg Yield	
Lead/ Diag Change	↘
Back	←←←←←
Marker	○
Sidepass	←←←←←
Hand Gallop	-----

[HSE/2-54]

Pattern Provided by:

THE JUDGES

R&J ARENA QUARTER HORSE SHOW

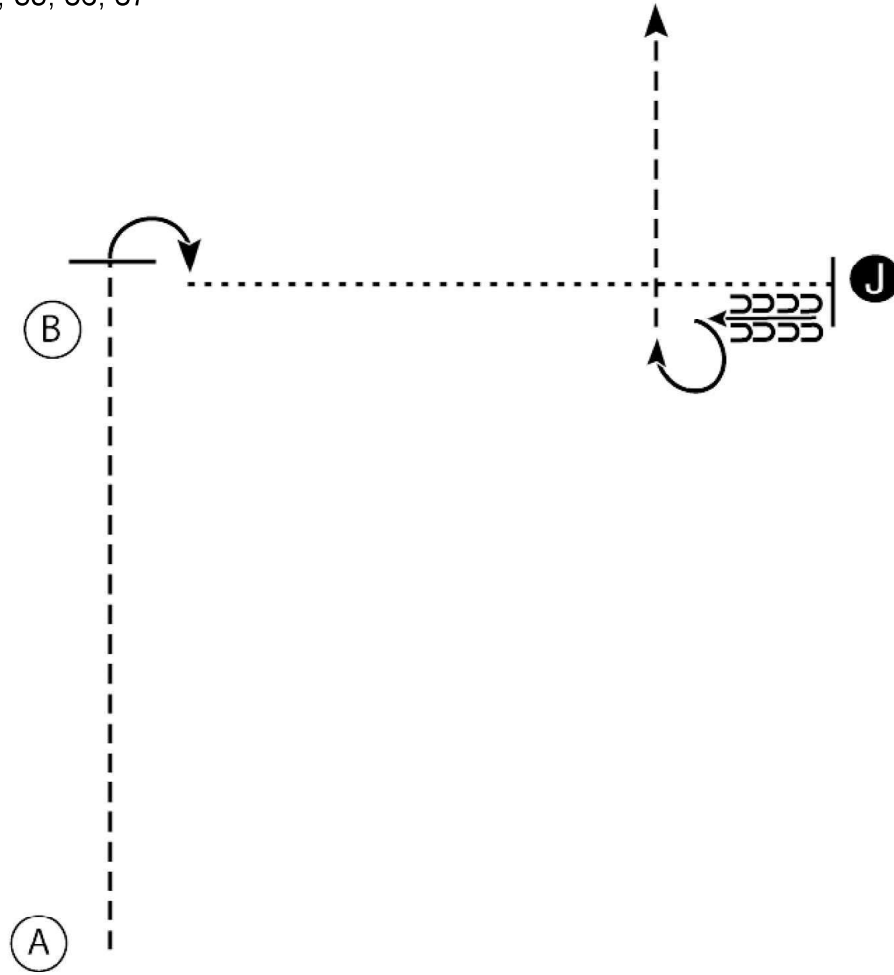
Showmanship (Small Fry, L1 Amateur, L1 Youth, Rookie Amt, Rookie Youth)

Show Date: APRIL 25-26 2026

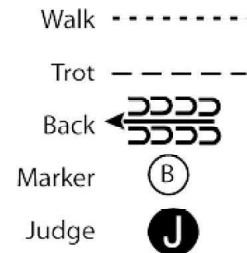
w w w . H o r s e S h o w P a t t e r n s . c o m

w w w . H o r s e S h o w P a t t e r n s . c o m

Classes: 83, 84, 85, 86, 87



1. Begin at A. Trot from A past B
2. Stop and perform a 90 degree turn
3. Walk to the Judge, stop and set up for inspection
4. When dismissed back one horse length and perform a 270 degree turn
5. Trot to the line-up



[S/WT-3]

Pattern Provided by:
THE JUDGES

R&J ARENA QUARTER HORSE SHOW

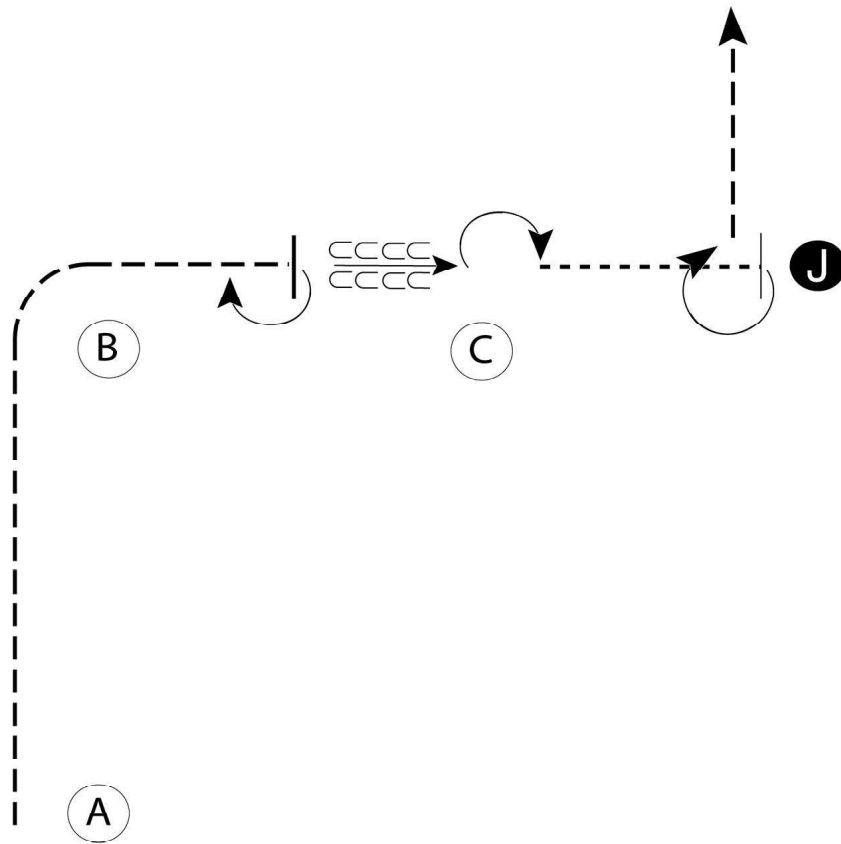
Showmanship (AB, Amt, Select, Youth)

Classes: 82, 88, 89, 90

Show Date: APRIL 25-26 2026

w w w . H o r s e S h o w P a t t e r n s . c o m

w w w . H o r s e S h o w P a t t e r n s . c o m



1. Jog from A around B
2. Half way to C stop and perform a 180 degree turn
3. Back to C
4. Perform a 180 degree turn, walk to Judge and set up for inspection
5. When dismissed perform a 270 degree turn and trot to lineup

- Walk -----
- Trot -----
- Back ← [Back symbol]
- Marker (B)
- Judge (J)

[S/2-26]

Pattern Provided by:
THE JUDGES

R&J ARENA QUARTER HORSE SHOW

Western Horsemanship (Small Fry, WT Amt, WT Youth)

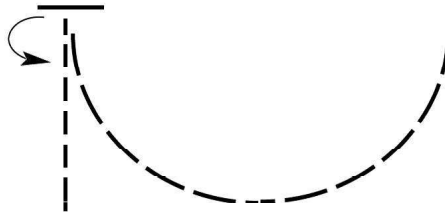
Show Date: APRIL 25-26 2026

w w w . H o r s e S h o w P a t t e r n s . c o m

w w w . H o r s e S h o w P a t t e r n s . c o m

Classes: 105, 108, 109

(B)



Be ready at A.

(A)

1. Walk halfway to center of pattern.
2. Jog to center of pattern.
3. Stop and perform a 180 degree turn left.
4. Extended jog in a half circle to the left.
5. Jog until even with B.

Pattern is over once you have passed B at the jog.

Follow the directions of your ring steward.

Walk	-----
Jog	- - - - -
Extended Jog	— — — —
Lope	————
Lead Change	↙ ↘
Back	← ↗ ↘ ↙
Marker	(B)

[WH/WT-76]

Pattern Provided by:

THE JUDGES

R&J ARENA QUARTER HORSE SHOW

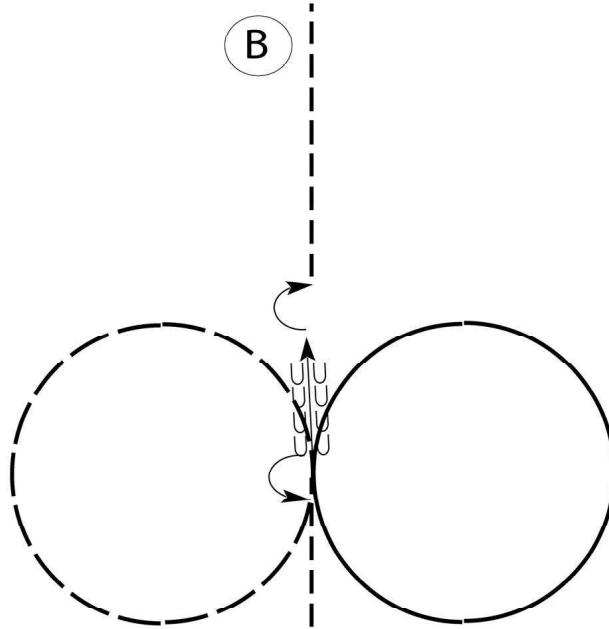
Western Horsemanship (Rookie Amt, Rookie Youth, L1 Amt, L1 Youth)

Classes: 110, 111, 112, 113

Show Date: APRIL 25-26 2026

w w w . H o r s e S h o w P a t t e r n s . c o m

w w w . H o r s e S h o w P a t t e r n s . c o m



Be ready at A.

1. Walk halfway to center.
2. Jog to center.
3. Lope a circle to the right.
4. Extended jog circle to the left.
5. Stop at center.
6. Turn 1/2 a turn to the left.
7. Back approximately one horse length.
8. Turn 1/2 turn to the right.
9. Jog to B.

Pattern is over once you have passed B at the jog.

Follow the directions of your ring steward.

Walk	-----
Jog	- - - - -
Extended Jog	— — — —
Lope	————
Lead Change	— / —
Back	← — — — —
Marker	Ⓚ

[WH/2-75]

Pattern Provided by:
THE JUDGES

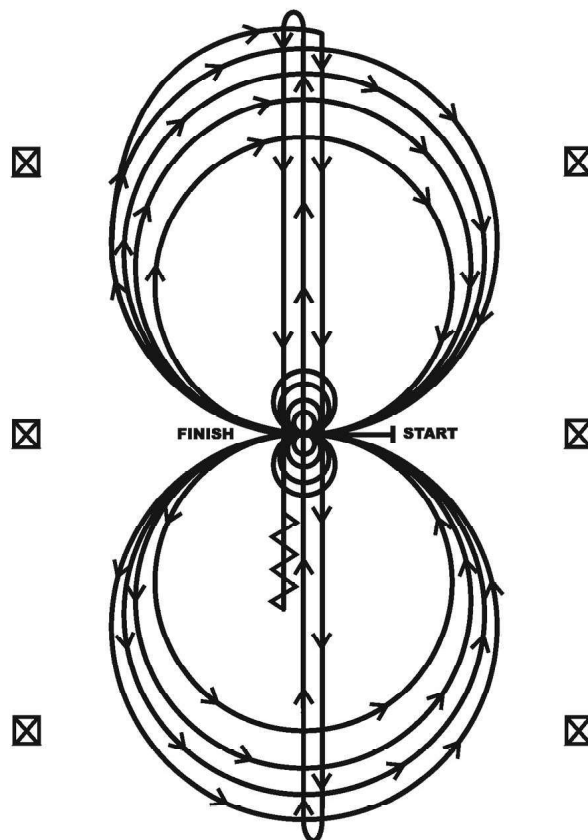
R&J ARENA QUARTER HORSE SHOW

Classes: 117, 118, 119, 120

Reining (ALL)

Show Date: APRIL 25-26 2026

REINING PATTERN 4



Horses may walk or jog to the center of the arena. Horses must walk or stop prior to starting pattern. Beginning at the center of the arena facing the left wall or fence.

1. Beginning on the right lead, complete three circles to the right: the first two large and fast; the third circle small and slow. Stop at the center of the arena. Hesitate.
2. Complete four spins to the right. Hesitate.
3. Beginning on the left lead, complete three circles to the left: the first two circles large and fast; the third circle small and slow. Stop at the center of the arena. Hesitate.
4. Complete four spins to the left. Hesitate.
5. Beginning on the right lead, run a large fast circle to the right, change leads at the center of the arena, run a large fast circle to the left, and change leads at the center of the arena. (Figure 8)
6. Continue around previous circle to the right. At the top of the circle, run down the middle to the far end of the arena past the end marker and do a right rollback—no hesitation.
7. Run up the middle to the opposite end of the arena past the end marker and do a left rollback—no hesitation.
8. Run past the center marker and do a sliding stop. Back up to the center of the arena or at least ten feet (three meters). Hesitate to demonstrate completion of the pattern.

[R/AQHAP-4]

Pattern Provided by:

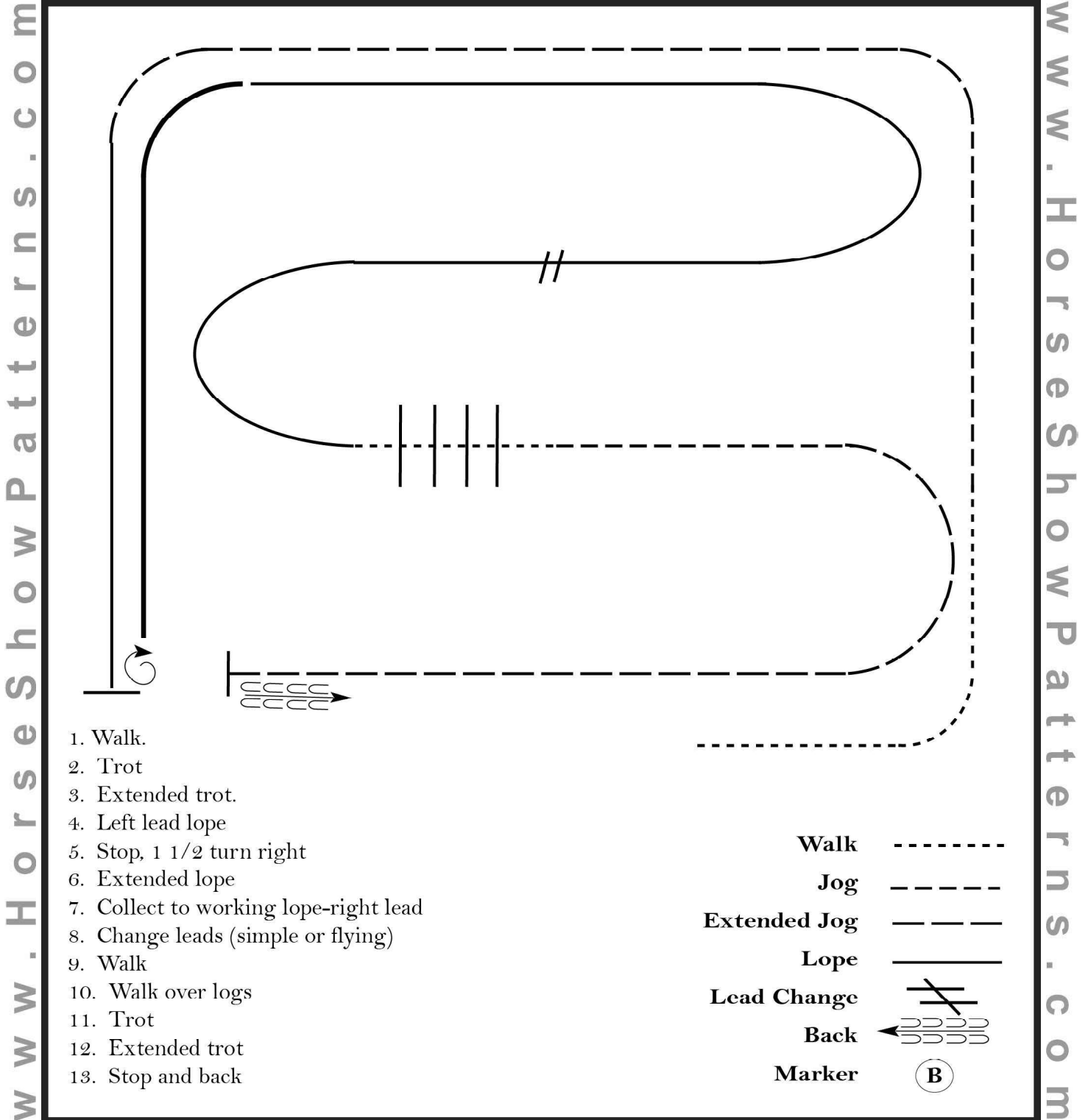
THE JUDGES

R&J ARENA QUARTER HORSE SHOW

Classes: 121, 122, 123, 124

Ranch Riding

Show Date: APRIL 25-26 2026



1. Walk.
2. Trot
3. Extended trot.
4. Left lead lope
5. Stop, 1 1/2 turn right
6. Extended lope
7. Collect to working lope-right lead
8. Change leads (simple or flying)
9. Walk
10. Walk over logs
11. Trot
12. Extended trot
13. Stop and back

[RR/2]

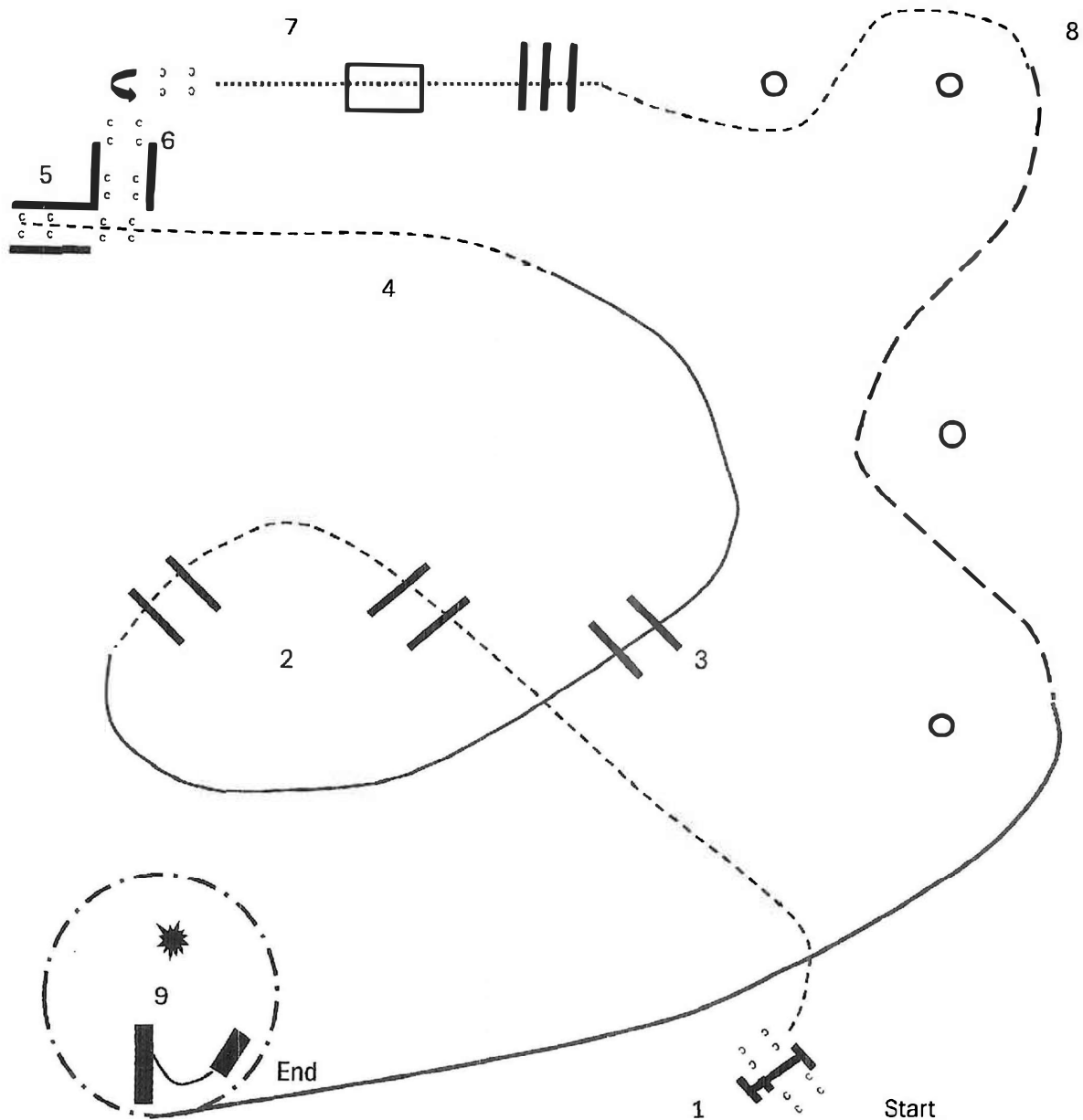
Pattern Provided by:
THE JUDGES

RANCH TRAIL

April 26, 2026

AB, Open, Amateur, Youth

Classes: 129, 130, 131, 132



1. RH Gate
2. Trot Poles
3. Lope Poles
4. Trot into Chute
5. Back Out of Chute

6. Side Pass Right Turn 180 Left
7. Walk Bridge and Poles
8. Trot then Extended Trot Serp.
9. Lope to Drag then Drag Right.

**** Youth and Novice**

Carry Object **